

COOK COUNTY
HEALTH



HRO Dashboard

Quality and Patient Safety Committee

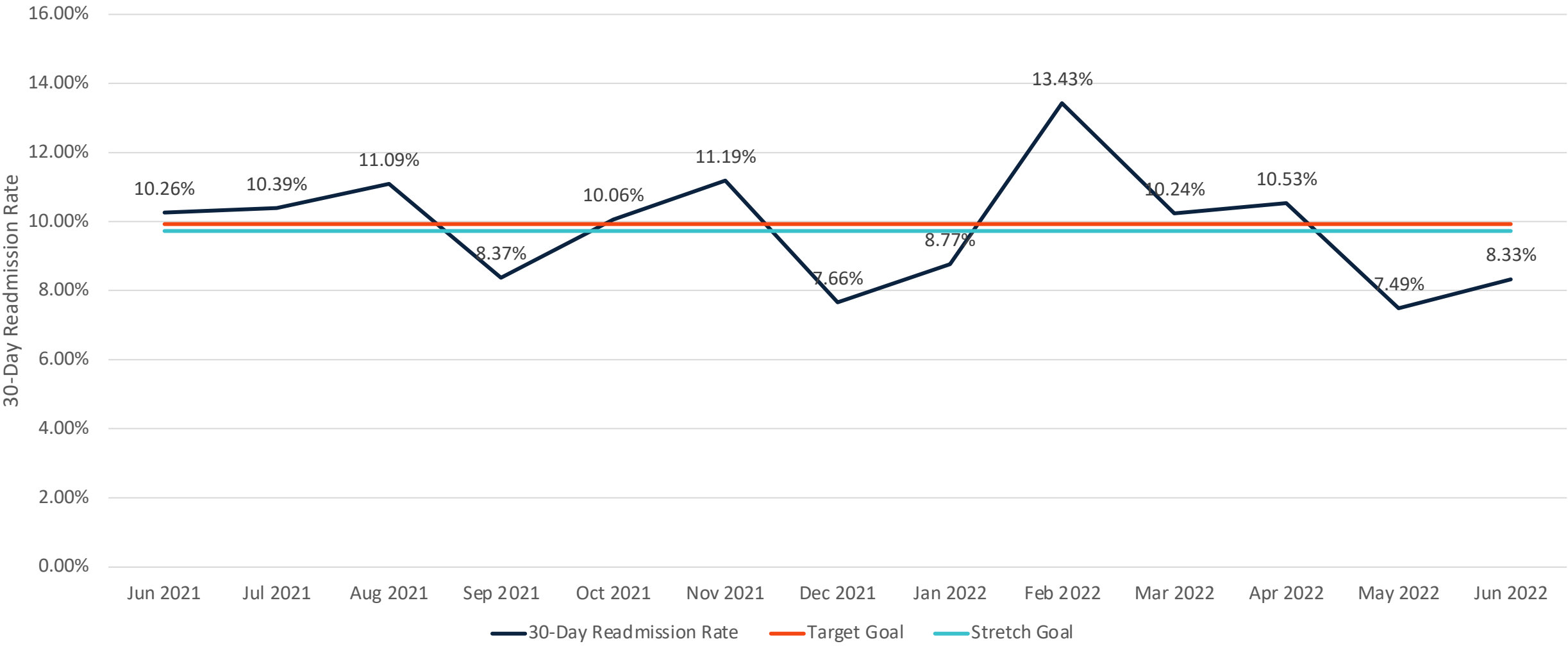
October 2022



COOK COUNTY
HEALTH

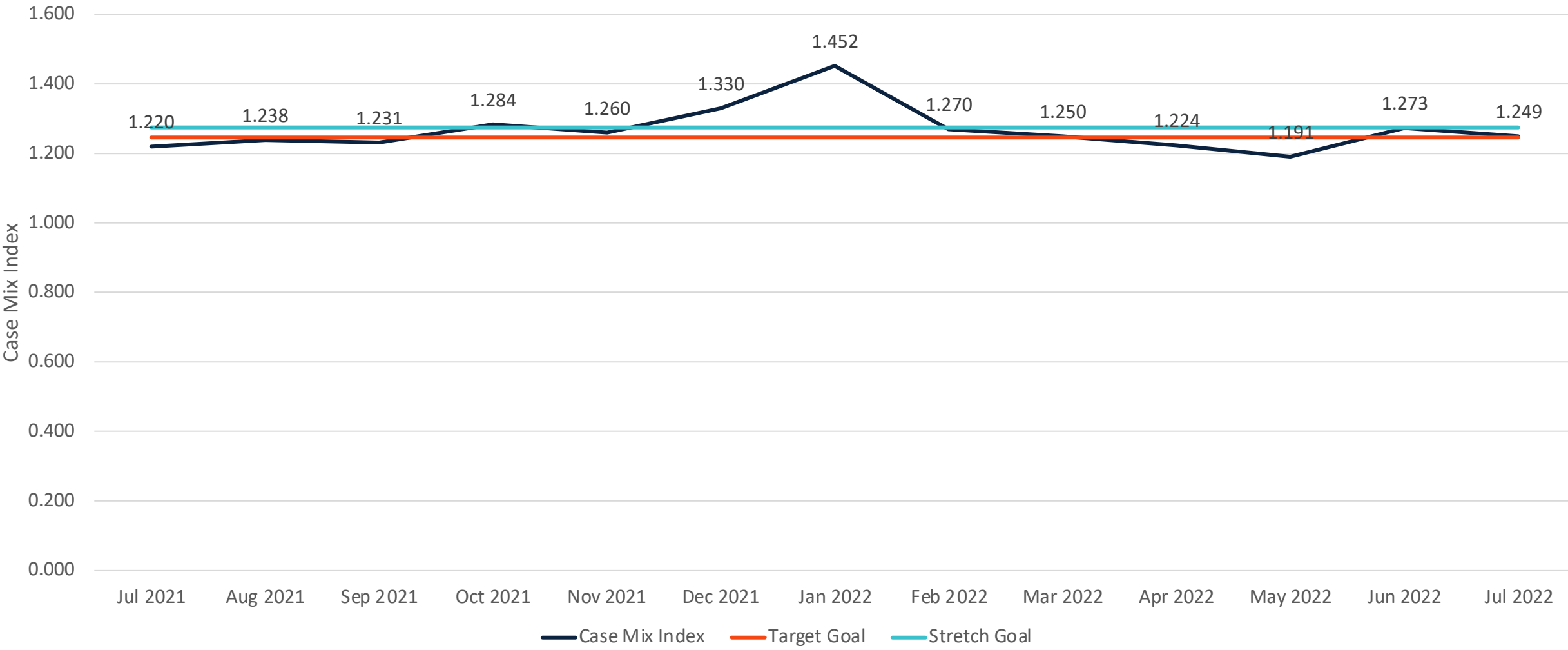
30-Day Readmission Rate (Stroger Hospital)

HRO Domain: Readmissions



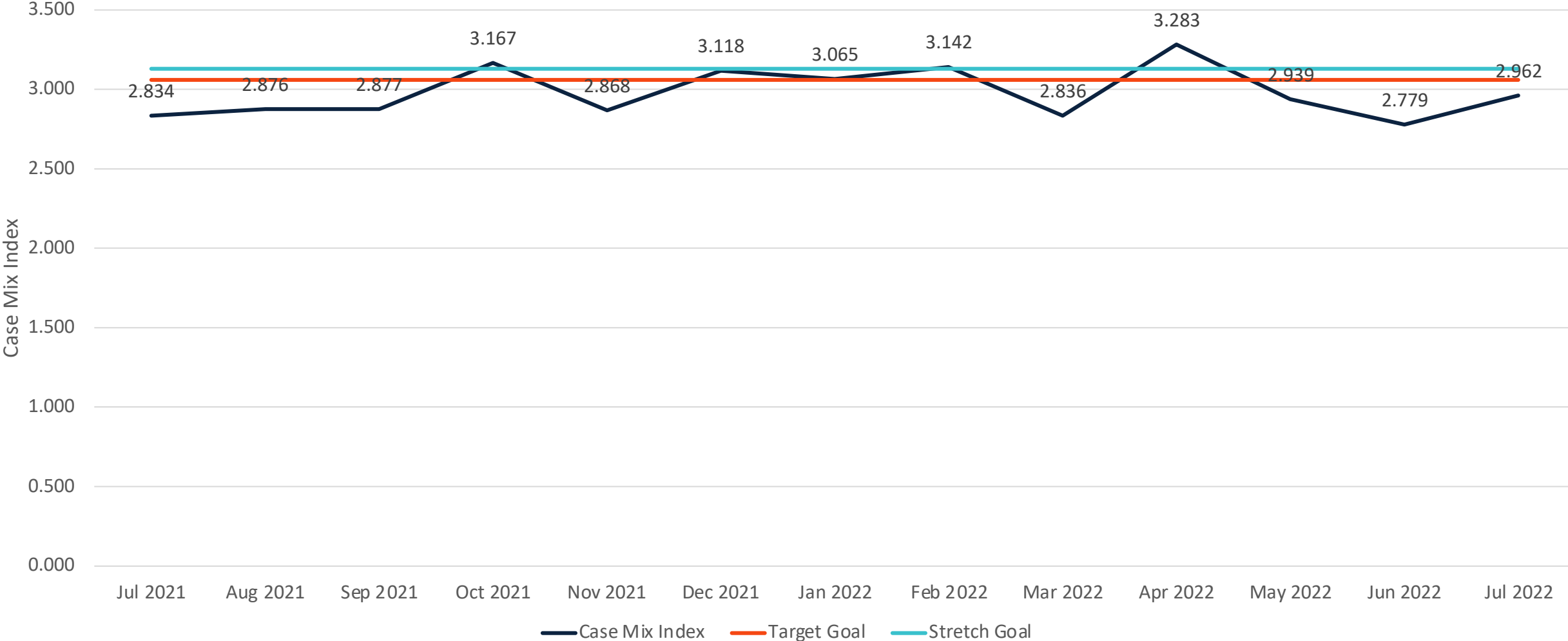
Case Mix Index, Medical Cases (Stroger Hospital)

HRO Domain: Clinical Documentation



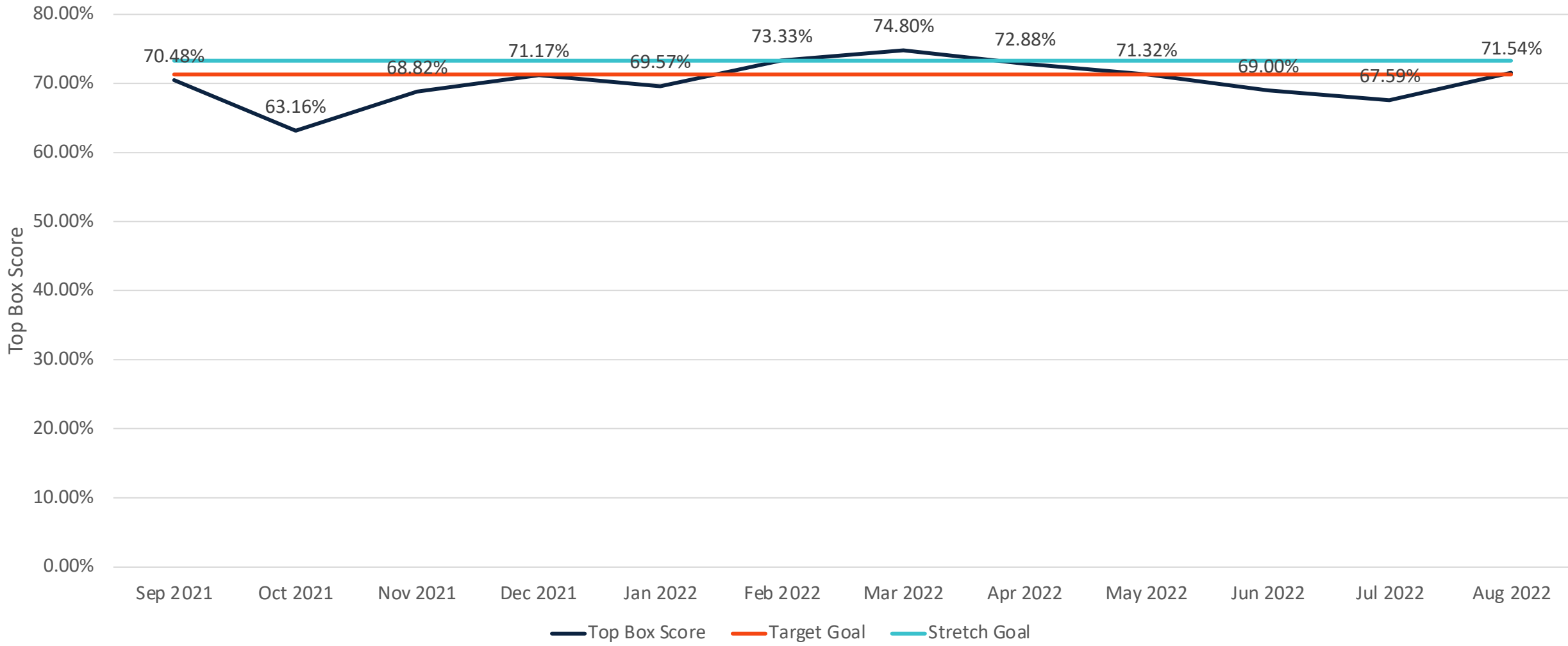
Case Mix Index, Surgical Cases (Stroger Hospital)

HRO Domain: Clinical Documentation



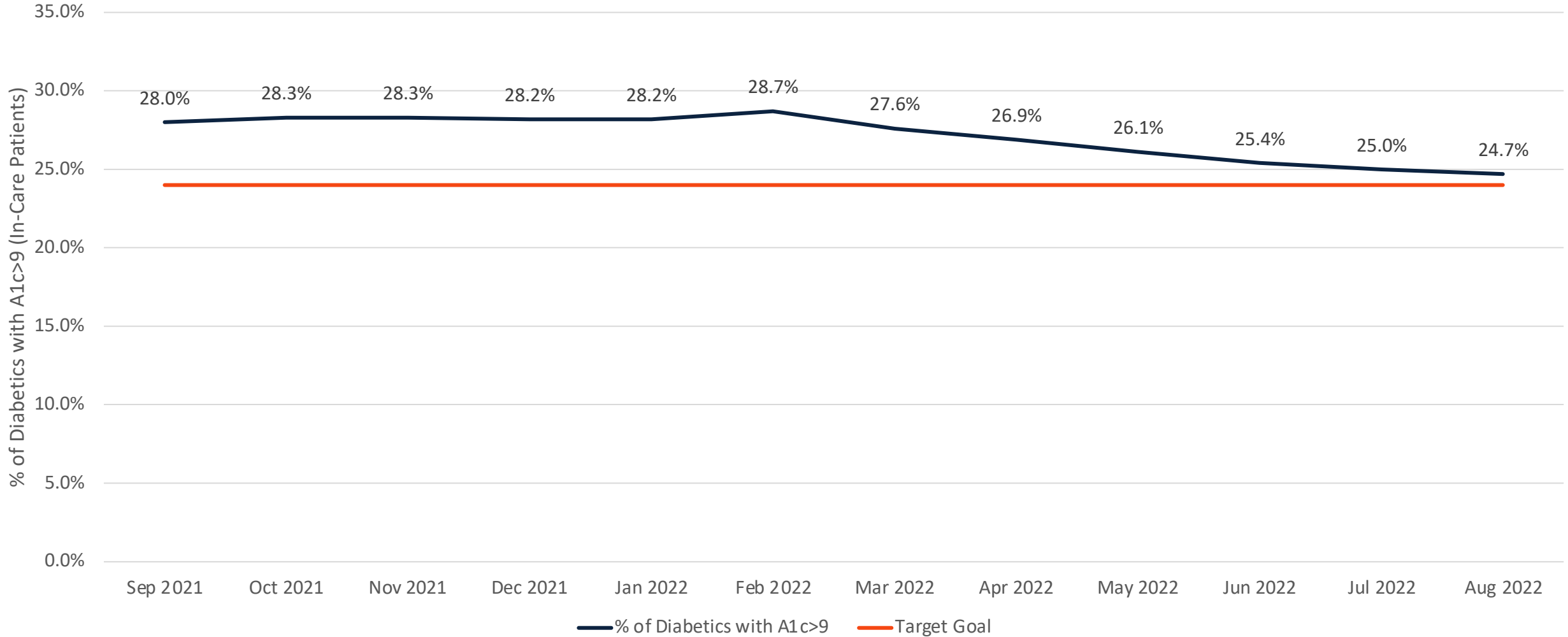
Top Box Score, Recommend Hospital (Stroger Hospital)

HRO Domain: Patient Experience



HbA1c > 9% for In-Care Patients

HRO Domain: HEDIS



Metric

Definition

30-Day Readmission Rate

- *Patient unplanned admission to Stroger within 30 days after being discharged from an earlier hospital stay at Stroger*
- **Calculation:** Raw unplanned readmission rate (# of readmissions / total # of eligible discharges)
- **Population included:** all inpatient discharges from Stroger
- **Cohort inclusions:** any payer; any age; alive at discharge
- **Cohort exclusions:** Admitted for primary psychiatric dx; admitted for rehabilitation; admitted for medical treatment of cancer (chemotherapy, radiation therapy); admitted for dialysis; admitted for delivery/birth
- **Reporting timeframe:** reported monthly with a 1-month lag to allow for 30-day readmission window; reported by month of patient discharge
- **Data source:** Vizient Clinical Data Base

Case Mix Index

- *Average relative DRG weight of a hospital's inpatient discharges, calculated by summing the Medicare Severity-Diagnosis Related Group (MS-DRG) weight for each discharge and dividing by the total number of discharges*
- **Population included:** all inpatient discharges from Stroger
- **Cohort inclusions:** any payer; any age; reported by Medical MS-DRG and Surgical MS-DRG (*Surgical: an OR procedure is performed*)
- **Cohort exclusions:** none
- **Reporting timeframe:** reported monthly by most current month available; reported by month of patient discharge
- **Data source:** Vizient Clinical Data Base

Recommend the Hospital

- *Percent of patient responses with "Definitely Yes" (top box response) for Recommend the Hospital item in HCAHPS survey*
- **Calculation:** Percent of patient responses with "Definitely Yes" (top box) / total survey responses
- **Population included:** Stroger; 18 years or older at time of admission; non-psychiatric MS-DRG/principal diagnosis at discharge; alive at discharge; >1 overnight stay in hospital as inpatient
- **Cohort exclusions:** discharged to hospice care; discharged to nursing homes or SNFs; court/law enforcement patients; patients with a foreign home address; "no-publicity" patients"; patients who are excluded because of rules and regulates of state in which hospital is located
- **Reporting timeframe:** reported monthly by most current month available; reported by month of survey received date
- **Data source:** Press Ganey

HbA1c >9%

- *Percent of adults (ages 18-75) with diabetes Type 1 or Type 2 where HbA1c is not in control (>9.0%)*
- **Calculation:** Percent of diabetic patients with HbA1c not in control / total diabetic patients
- **Population included:** (Age 18-75 years as of December 31 of current year AND two diabetic Outpatient/ED visits in the current year or previous year) OR (One diabetic Inpatient visit in the current year or previous year) OR (Prescribed insulin or hypoglycemic or anti-hyperglycemics in the current year or previous year)
- **Cohort exclusions:** none
- **Reporting timeframe:** reported monthly by most current month available; reported by month of patient visit
- **Data source:** NCQA, HEDIS